

Connexions Careers Service Bolton

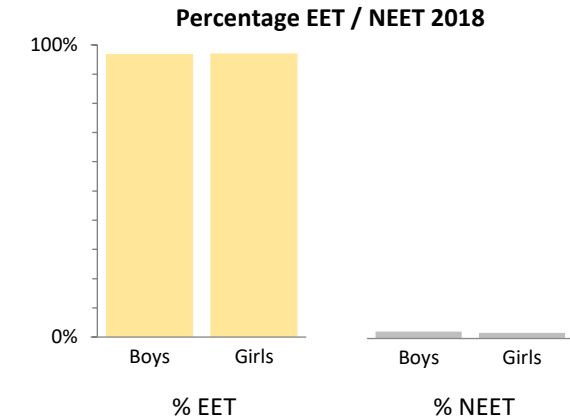
“Doing our best to help you achieve your best”



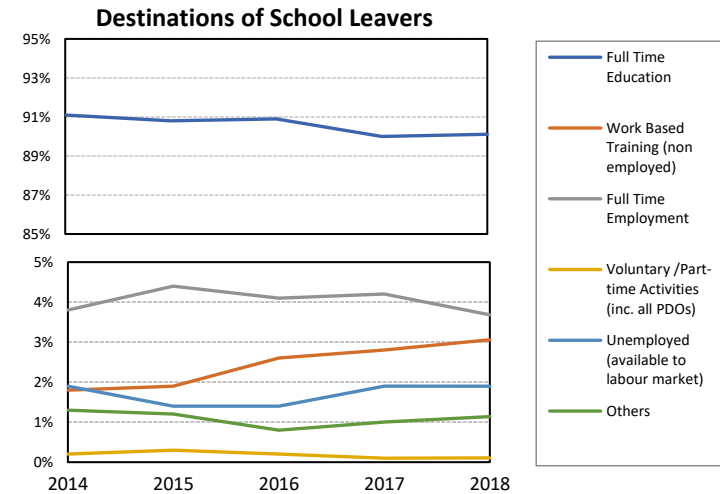
Activity Survey 2018

For further information please contact please contact
Bolton Council's Information Management unit: information.analysis@bolton.gov.uk

Destinations of School Leavers 2018	All Pupils		Boys		Girls	
	No.	%	No.	%	No.	%
Full Time Education	3327	90.1%	1657	87.2%	1670	93.2%
Work Based Training (non-employed status)	113	3.1%	85	4.5%	28	1.6%
Full Time Employment	136	3.7%	97	5.1%	39	2.2%
Voluntary /Part-time Activities (inc. all PDOs)	4	0.1%	2	0.1%	2	0.1%
Total EET	3580	97.0%	1841	96.8%	1739	97.1%
Unemployed (available to labour market)	70	1.9%	42	2.2%	28	1.6%
Unemployed (not available to labour market)	10	0.3%	3	0.2%	7	0.4%
Total NEET	80	2.2%	45	2.4%	35	2.0%
Moved out of Contact	11	0.3%	8	0.4%	3	0.2%
No Response	21	0.6%	7	0.4%	14	0.8%
Survey Total	3692		1901		1791	



Destinations of School Leavers (5 year trend)	2014	2015	2016	2017	2018
Full Time Education	91.1%	90.8%	90.9%	90.0%	90.1%
Work Based Training (non employed)	1.8%	1.9%	2.6%	2.8%	3.1%
Full Time Employment	3.8%	4.4%	4.1%	4.2%	3.7%
Voluntary /Part-time Activities (inc. all PDOs)	0.2%	0.3%	0.2%	0.1%	0.1%
Unemployed (available to labour market)	1.9%	1.4%	1.4%	1.9%	1.9%
Others	1.3%	1.2%	0.8%	1.0%	1.1%



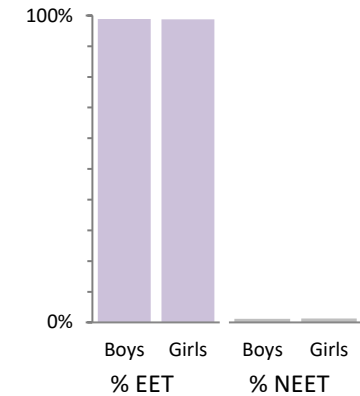
Connexions Activity Survey 2018

St Josephs

Data as at 15/01/2019

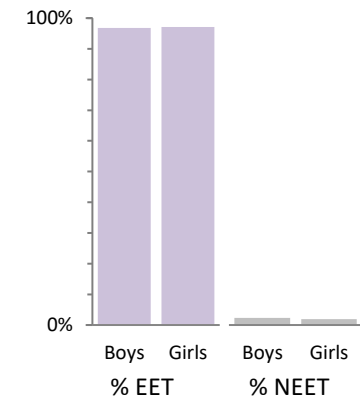
St Josephs

	All Pupils		Boys		Girls	
	No.	%	No.	%	No.	%
Full Time Education	147	90.2%	73	86.9%	74	93.7%
Work Based Training (non-employed status)	2	1.2%	2	2.4%	0	0.0%
Full Time Employment	12	7.4%	8	9.5%	4	5.1%
Voluntary /Part-time Activities (inc. all PDOs)	0	0.0%	0	0.0%	0	0.0%
Total EET	161	98.8%	83	98.8%	78	98.7%
Unemployed (available to labour market)	2	1.2%	1	1.2%	1	1.3%
Unemployed (not available to labour market)	0	0.0%	0	0.0%	0	0.0%
Total NEET	2	1.2%	1	1.2%	1	1.3%
Moved out of Contact	0	0.0%	0	0.0%	0	0.0%
No Response	0	0.0%	0	0.0%	0	0.0%
Survey Total	163		84		79	



Bolton

	All Pupils		Boys		Girls	
	No.	%	No.	%	No.	%
Full Time Education	3327	90.1%	1657	87.2%	1670	93.2%
Work Based Training (non-employed status)	113	3.1%	85	4.5%	28	1.6%
Full Time Employment	136	3.7%	97	5.1%	39	2.2%
Voluntary /Part-time Activities (inc. all PDOs)	4	0.1%	2	0.1%	2	0.1%
Total EET	3580	97.0%	1841	96.8%	1739	97.1%
Unemployed (available to labour market)	70	1.9%	42	2.2%	28	1.6%
Unemployed (not available to labour market)	10	0.3%	3	0.2%	7	0.4%
Total NEET	80	2.2%	45	2.4%	35	2.0%
Moved out of Contact	11	0.3%	8	0.4%	3	0.2%
No Response	21	0.6%	7	0.4%	14	0.8%
Survey Total	3692		1901		1791	



Activity Survey 2018

Academic Level Breakdown

St Joseph's RC High School	No. of Pupils	Percentage
GCE A or AS or A2 level	78	53.1%
NVQ Level 1 or equivalent	13	8.8%
NVQ Level 2 or equivalent	20	13.6%
NVQ Level 3 or equivalent	17	11.6%
Other courses followed in full time educ	19	12.9%
St Joseph's RC High School Total	147	100.0%

Activity Survey 2018
Further Education Breakdown

Where 2018 Leavers Undertake Post 16 Education

St Joseph's RC High School	
	Number of Pupils
Bolton Institutions	
Bolton College	22
Bolton Sixth Form College	4
Rivington and Blackrod High School	3
Bolton Institutions Total	29
Greater Manchester Institutions	
St John Rigby RC Sixth Form College	14
The Manchester College - Harpurhey Campus	1
Wigan and Leigh College	10
Winstanley College	9
Greater Manchester Institutions Total	34
Outside Greater Manchester Institutions	
Cardinal Newman College	1
Nelson and Colne College	1
Runshaw College	82
Outside Greater Manchester Institutions Total	84
Grand Total	147